

Order No: 000001

Friday, August 25, 2023

Residential Roof Report

Imperial Measurements

Customer Information

“ Customer Name “


“ Address Here “

Roof estimate created from Aerial Imagery

Report Contents

- Detail Roof summary (Structures Data Separated) 2
- Lengths Measurements 3
- Area Measurements 4
- Pitch Measurements 5
- Notes Diagram 6

Report Summary



Total Length, Area and Pitch Summary

Total Area (Sqft)	2716
Pitched Facet (Sqft)	2716
Primary Pitch	8:12
Flat Facet (Sqft)	0
Ridges (ft)	38
Hips (ft)	99
Valleys (ft)	19
Rakes (ft)	45
Eaves (ft)	180
Rakes + Eaves (ft)	224
Apron Flashing (ft)	2
Step Flashing (ft)	8
Total Skylights	0
Total Chimneys	0
Location Link	https://ggle.io/6572

MAIN BUILDING (BREAK DOWN)

Total Area (Sqft)	2716
Ridges (ft)	38
Hips (ft)	99
Valleys (ft)	19
Rakes (ft)	45
Eaves (ft)	180
Rakes + Eaves (ft)	224
Apron Flashing (ft)	2
Step Flashing (ft)	8

DETACHED BUILDING (BREAK DOWN)

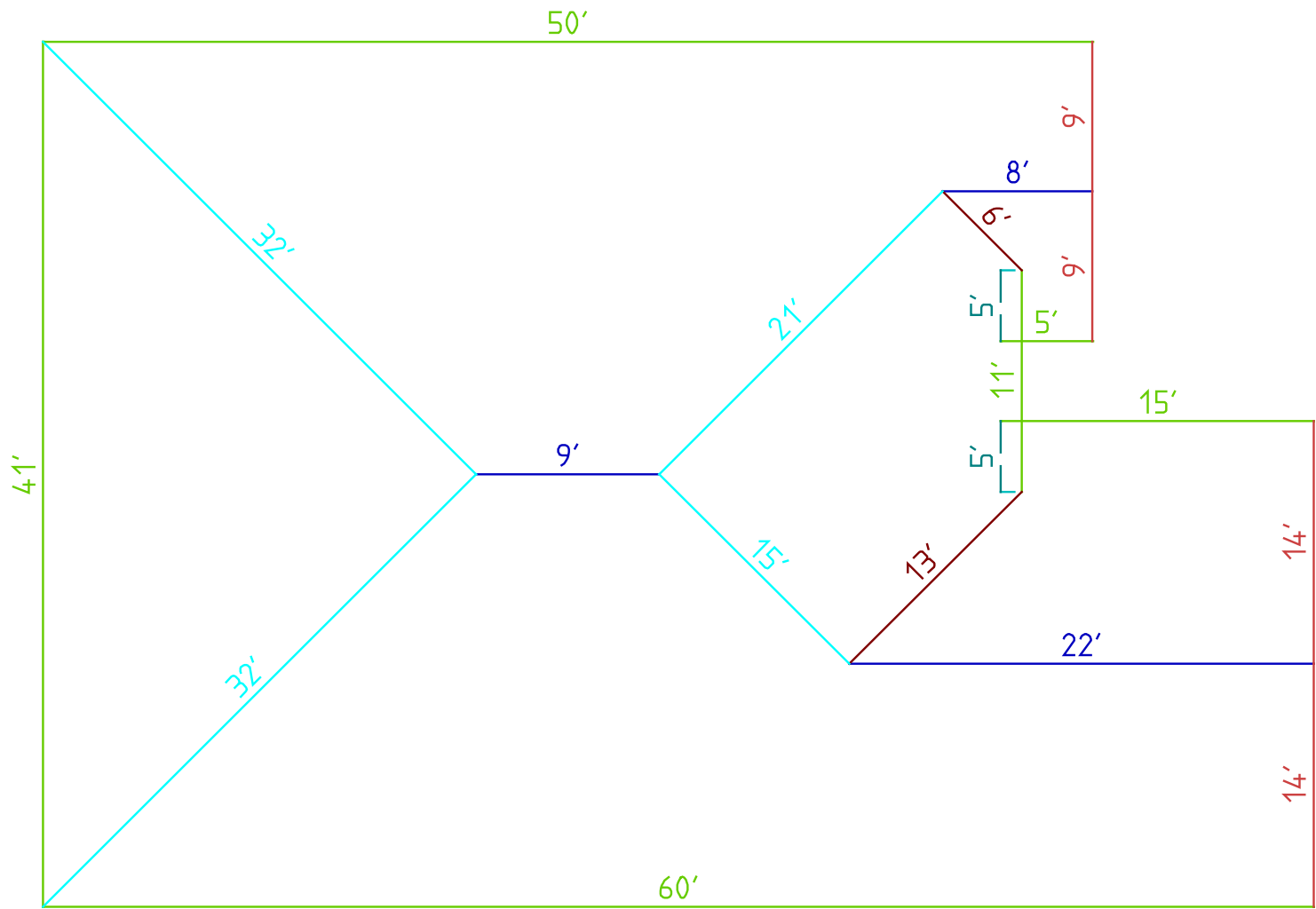
Total Area (Sqft)	0
Ridges (ft)	0
Hips (ft)	0
Valleys (ft)	0
Rakes (ft)	0
Eaves (ft)	0
Rakes + Eaves (ft)	0
Apron Flashing (ft)	0
Step Flashing (ft)	0

PITCH TABLE Area (Sqft)

Pitch/Slope	Area
8:12	2717
Total	2717

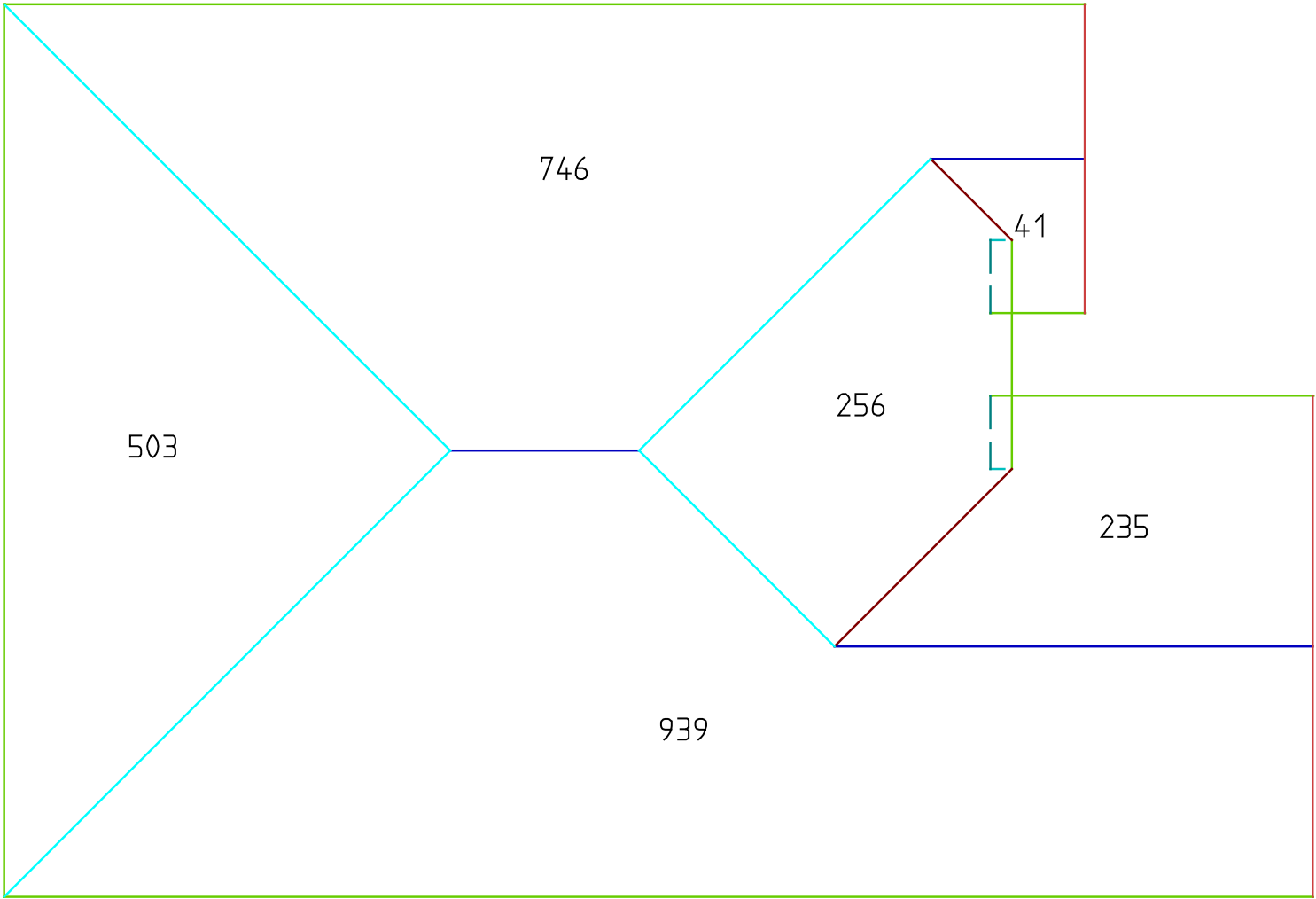
Notes:

Length Measurements



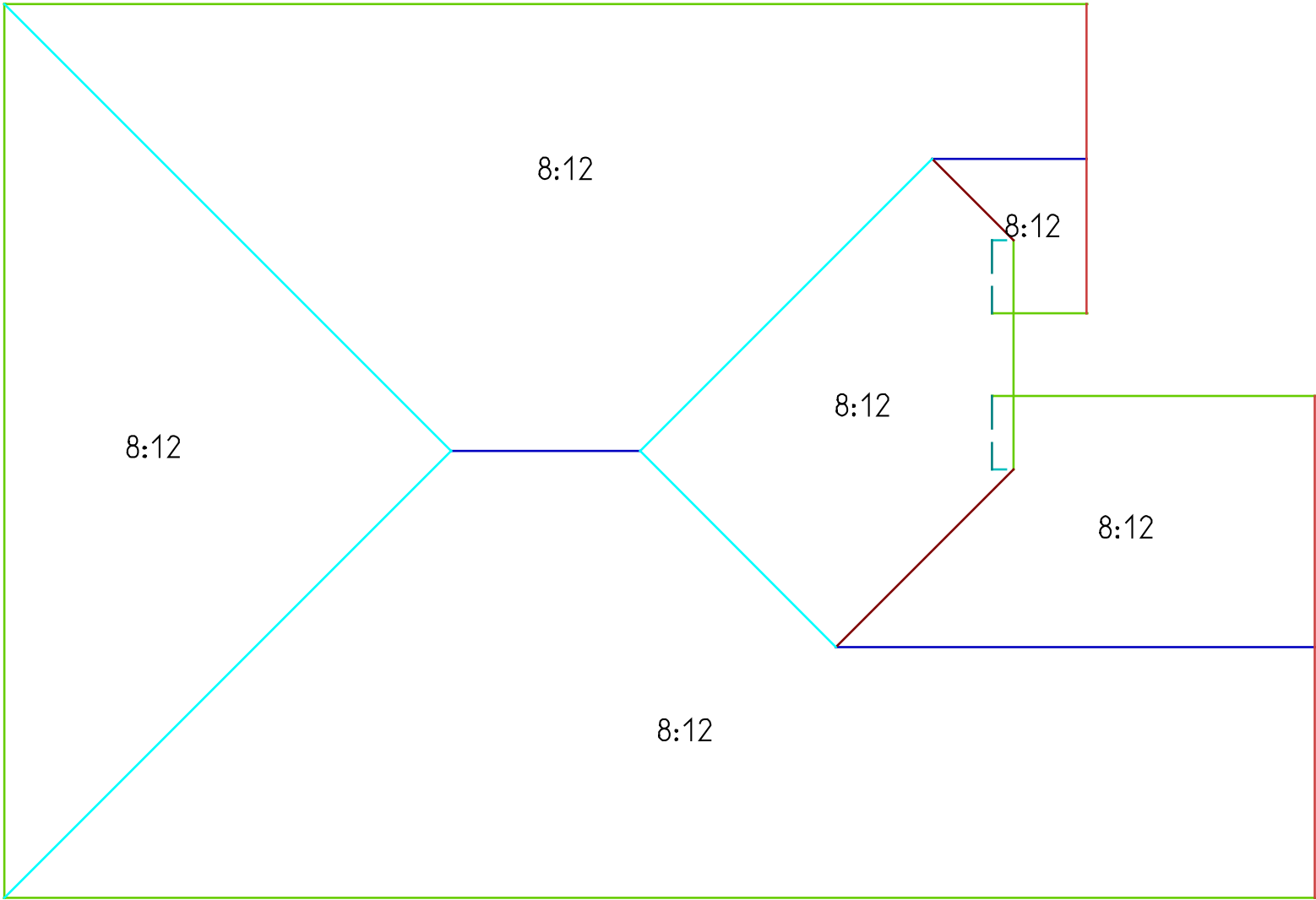
Legend						
Eaves = 180 ft	Rakes = 45 ft	Ridges = 38 ft	Hips = 99 ft	Valleys = 19 ft	Apron Flashing = 2 ft	Step Flashing = 8 ft

Area Measurements



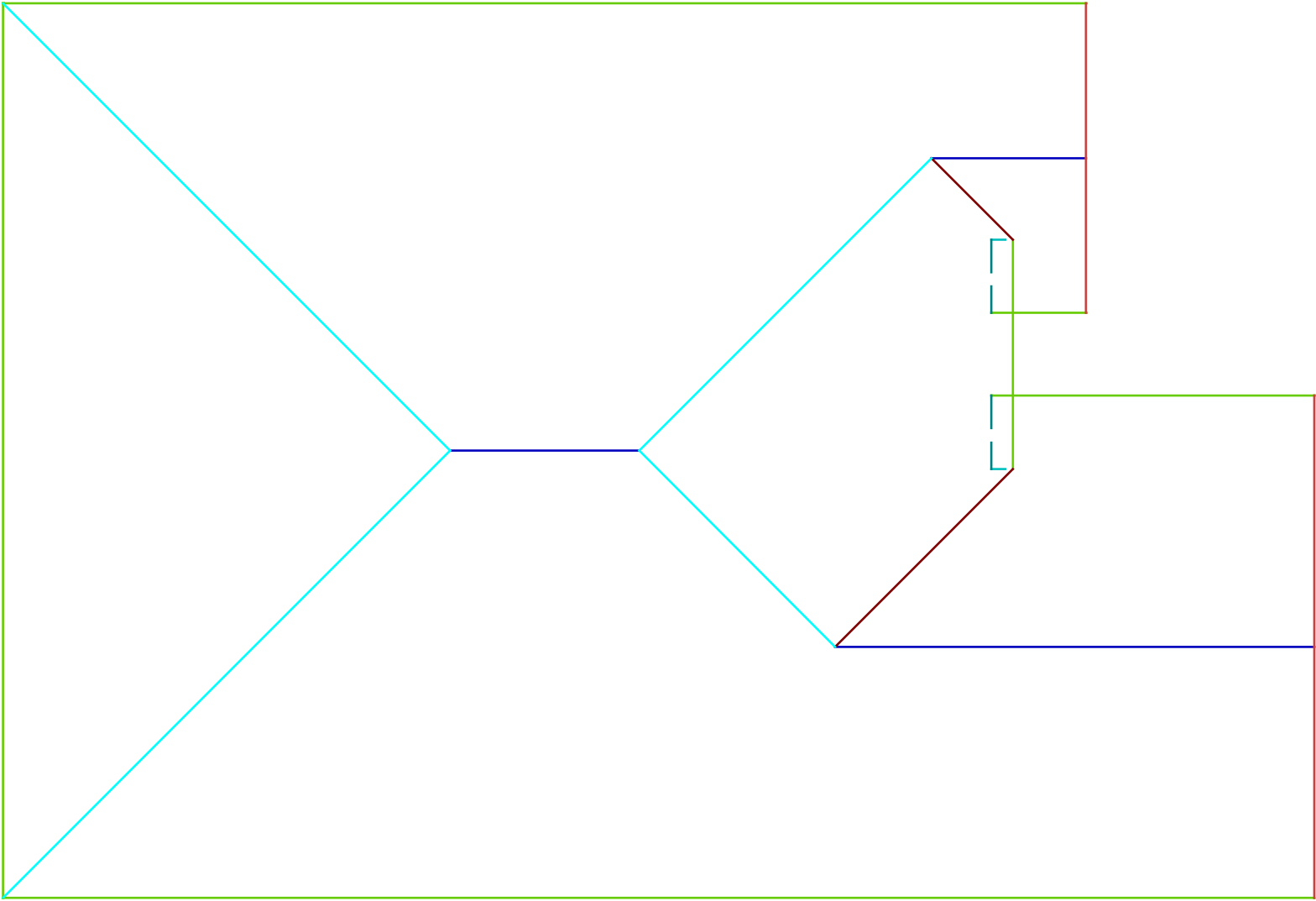
Waste Factor Calculation: 2716 Sqft, 27.16 Sq						
5%	10%	15%	17%	20%	22%	25%
2852	2988	3124	3178	3260	3314	3396

Pitch Measurements



8:12

Notes Diagram



Field Notes