

Order No: 000003

Friday, August 25, 2023

Residential Roof Report

Imperial Measurements

Customer Information

“ Customer Name “

“Address Here”

Roof estimate created from Aerial Imagery

Report Contents

- *Detail Roof summary (Structures Data Separated)* 2
- *Lengths Measurements* 3
- *Area Measurements* 4
- *Pitch Measurements* 5
- *Notes Diagram* 6

Report Summary



Total Length, Area and Pitch Summary

Total Area (Sqft)	3141
Pitched Facet (Sqft)	3141
Primary Pitch	4:12, 8:12, 10:12
Flat Facet (Sqft)	0
Ridges (ft)	87
Hips (ft)	0
Valleys (ft)	39
Rakes (ft)	209
Eaves (ft)	127
Rakes + Eaves (ft)	336
Apron Flashing (ft)	2
Step Flashing (ft)	25
Total Skylights	0
Total Chimneys	1
Location Link	https://ggle.io/665h

MAIN BUILDING (BREAK DOWN)

Total Area (Sqft)	2506
Ridges (ft)	65
Hips (ft)	0
Valleys (ft)	39
Rakes (ft)	152
Eaves (ft)	83
Rakes + Eaves (ft)	234
Apron Flashing (ft)	2
Step Flashing (ft)	25

DETACHED BUILDING (BREAK DOWN)

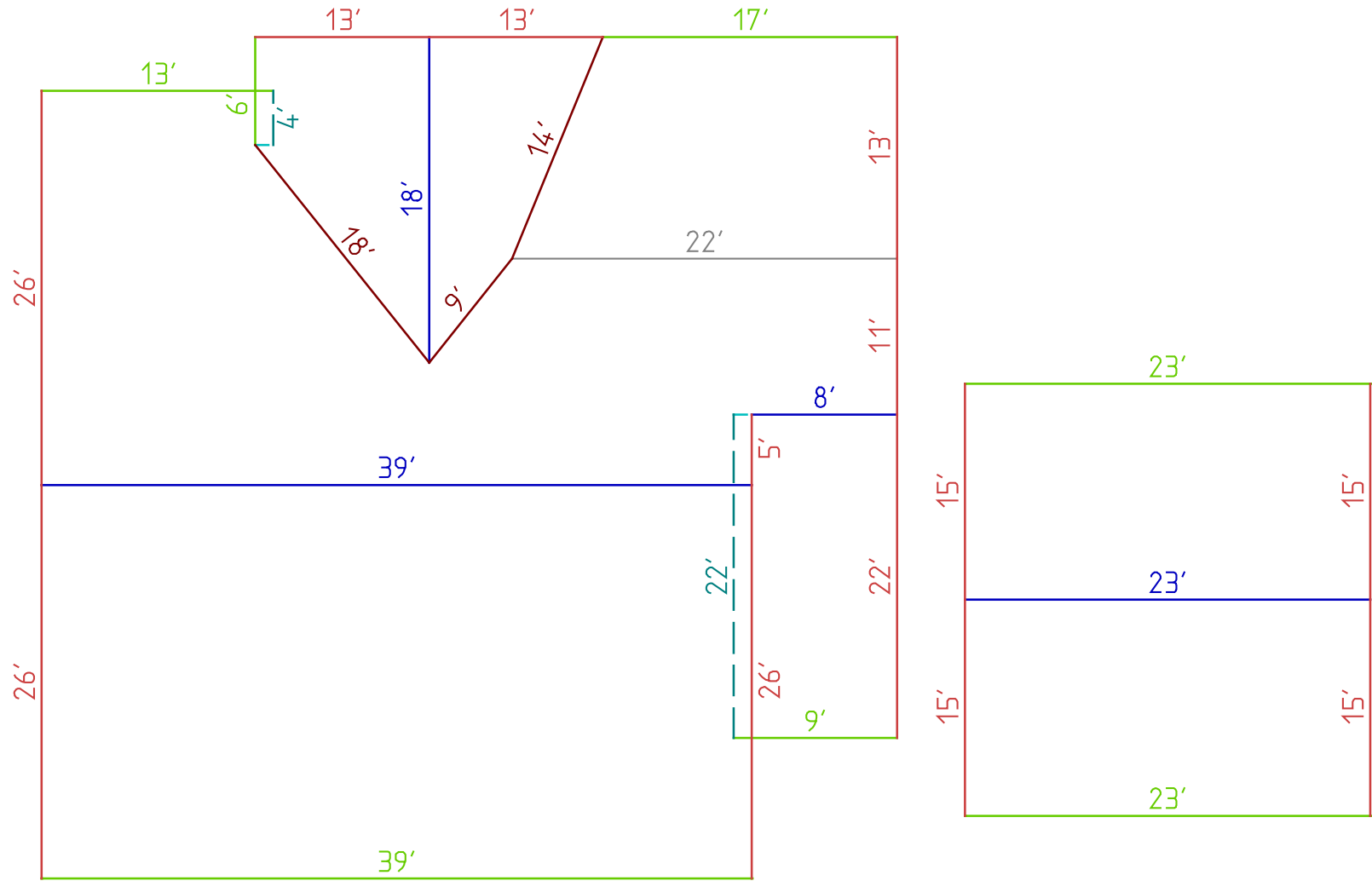
Total Area (Sqft)	634
Ridges (ft)	22
Hips (ft)	0
Valleys (ft)	0
Rakes (ft)	57
Eaves (ft)	45
Rakes + Eaves (ft)	101
Apron Flashing (ft)	0
Step Flashing (ft)	0

PITCH TABLE Area (Sqft)

Pitch/Slope	Area
4:12	240
8:12	2625
10:12	277
Total	3142

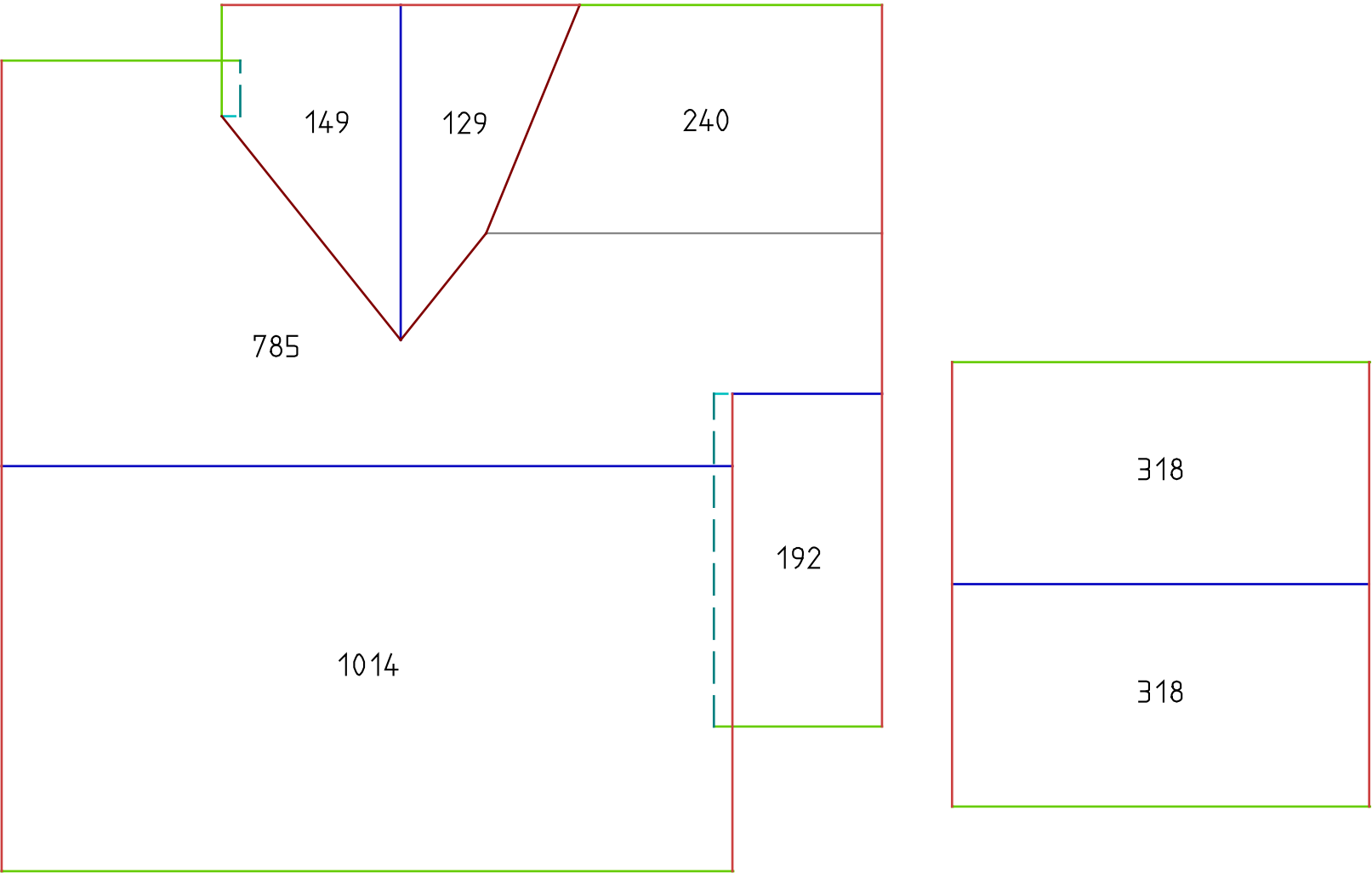
Notes:

Length Measurements



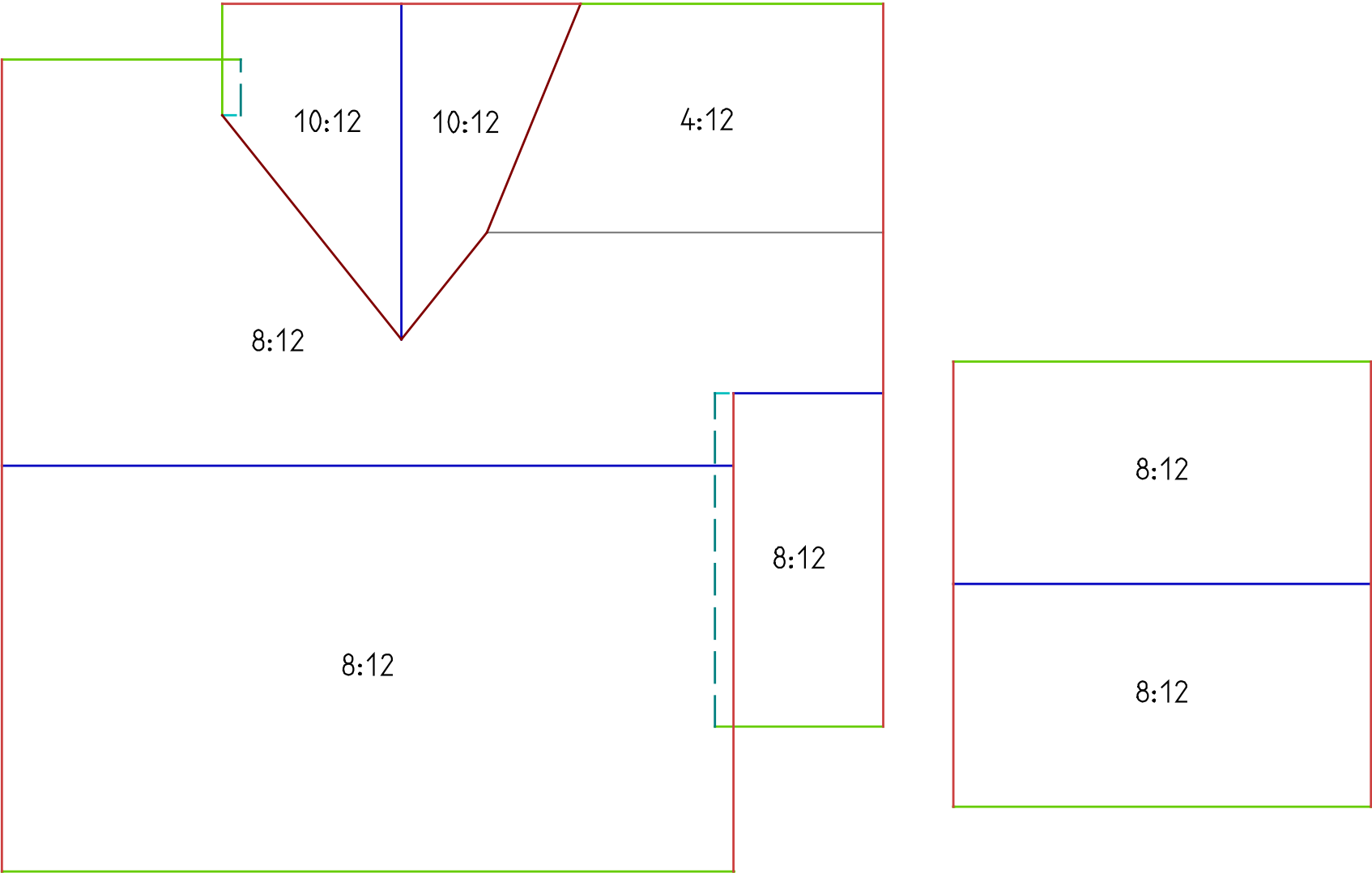
Legend						
Eaves = 127 ft	Rakes = 209 ft	Ridges = 87 ft	Hips = 0 ft	Valleys = 39 ft	Apron Flashing = 2 ft	Step Flashing = 25 ft

Area Measurements



Waste Factor Calculation: 3141 Sqft, 31.41 Sq						
5%	10%	15%	17%	20%	22%	25%
3298	3455	3612	3675	3770	3832	3927

Pitch Measurements



4:12, 8:12, 10:12

Notes Diagram

